

Leveller




Efficient road
maintenance and
clearing machinery





Contents

Leveller GT-210 · GT-250	4
Leveller GT-250DK · GT-275DK · GT-300DK	6
Leveller GT-250HY · GT-275HY	8
Leveller GT-250DKH · GT-275DKH · GT-300DKH	10
Leveller GT-250HNZ · GT-275HNZ	12
Leveller GT-300AUS	14
Leveller GT-210T · GT-250T	16
RIP-models	17
Optional extras	18



Modern machinery managed by professionals



Made in Denmark

A strong combination of modern laser cutting technology and good craftsmanship ensures that our products meet our customers' high demands for durable and robust machines. Since we develop, manufacture and assemble the machines in our own factory in Denmark, we can quickly adapt production to customer requirements.

This provides a great flexibility for which we have become known for and appreciated by our customers. Having our own production allows us to have a constant overview of each order so that customers receive the correct product on time.

This is Danish efficiency and quality at its best

Leveller GT-210 · GT-250



Presentation

Fransgård's GT-210 and GT-250 mechanical levellers are built to a high quality in our own factory in Denmark. Its high level of functionality makes it suitable for levelling soil, clearing snow and smoothing roads.

Technical refinements increase utility value

The leveller is adjustable 360° in 10 positions. It can be mechanically offset adjusted 55 cm to the right or left side. The adjustment is done without using tools. The blade is prepared for mounting wide support wheels that can be offset to provide a good slope on the road and thus direct rainwater away from the road. Side plates can be fitted on both the right and left sides - to hold the material, and a snow blade on the right side to cut the edge diagonally so snow doesn't fall out behind the blade after driving. All features that give a better result.

Technical data:

Item	GT-210/front	GT-250/front	GT-250S/front
Working width	2.10 m	2,50 m	2,50 m
Blade height	60 cm	60 cm	60 cm
Reversible wear steel	Standard	Standard	Standard
Support wheels	Possible	Possible	Possible
Offset adjustment	50 / 20 cm	50 / 20 cm	50 / 20 cm
Pivoting blade	360°	360°	360°
Vertical adjustment	1 pos.	1 pos.	3 pos.
Hydraulic adjustment	Option / No	Option / No	Option / No
3-point suspension	Cat I/II	Cat I/II	Cat I/II
Weight	360 / 340 kg	385 / 365 kg	425 / 405 kg
Tractor performance	Max. 120 HP	Max. 120 HP	Max. 120 HP

Valuable details



Blade rear

Strong blade with reinforcements at the rear. The lower rear reinforcement is designed to allow the leveller to be reversed without turning the blade. This allows you to reverse over any excess material, for example, when you come to an asphalt road, and the leveller will press and distribute the material out into the road.



Offset adjustment

The leveller can be offset 50 cm to either side. The leveller can be mechanically offset adjusted to the right or left side. The locking bolt is mounted without using tools. All locking bolts are galvanised.



3-point cat II

The 3-point suspension allows the lift arms to be mounted at 2 different heights to fit most tractors.

Install the lift arms in the lower hole on one side and the upper hole on the other side, and the blade will have a horizontal cutting angle of about 7 degrees.



Blades

Reinforced ends on the blade of the leveller, which are also prepared for mounting the side flap and snow blade.

Reversible wear steel is bolted on with 16 mm steel bolts grade 12.9.



Prepared for wheels

The leveller is prepared for mounting wheel sets item no. 2512 or 2513.



Support legs

Support legs are easily placed in the holder, so you always have them with you when you need to park the leveller.



Bolt for blade adjustment

The blade is easily adjusted to the desired position with the locking bolt, which is operated without using tools.



Wearing steel, all

The leveller is fitted as standard with reversible smooth/toothed wear steel. Supplied at no extra cost with a smooth/smooth or serrated/serrated wear steel if specified when ordering the leveller. The leveller can also be fitted later with one of the other types of wear steel.



Main axle boom

The blade and boom are assembled with a strong 75 mm main bolt.



Pivot

The pivot on the blade has 10 adjustment settings all the way around, and the blade can rotate 360 degrees.

Leveller GT-250DK · GT-275DK · GT-300DK



Presentation

The leveller for which no task is too big and almost none is too small. Whether you are a contractor, farmer or simply live in the countryside, Fransgård's GT-DK leveller is the right choice for all kinds of levelling and clearing tasks. A strong and durable construction that makes the machine safe to operate.

Thought-out details pave the way

A well thought-out product, and it is of course built in high-strength steel and has, as the only leveller on the market, a unique turntable with interchangeable wear plates. The hydraulic cylinder is well protected on top of the boom and ensures the best blade rotation on the market. An elongated top bar attachment and stepless adjustable wheels provide smooth road levelling. With hydraulic offset adjustment and a snow blade (optional extra), you can move the snow far to the side.

Technical data

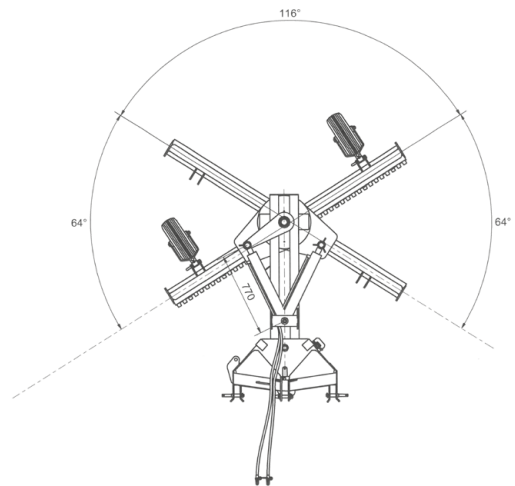
Model:	GT-250DK	GT-275DK	GT-300DK
Working width	250 cm	275 cm	300 cm
Blade height	70 cm	70 cm	70 cm
Offset adjustment hydraulic right/left	55 cm	55 cm	60 cm
Hydraulic rotating blade	300°	300°	300°
Hydraulic connectors	2 double	2 double	2 double
Reversible wear steel Hardox 500	Std.	Std.	Std.
Push/front mounting	Yes	Yes	Yes
Support wheel, rotatable 360°	Std.	Std.	Std.
Snow blade, right	Possible	Possible	Possible
Side flap	Possible	Possible	Possible
3-point suspension	Cat II	Cat II	Cat II
Weight	780 kg	795 kg	815 kg
Tractor performance	Max. 150 HP	Max. 150 HP	Max. 150 HP

Valuable details



Blade rear, beveled edge

The lower reinforcement at the rear is designed so that you can reverse with the leveller without turning the blade, and any excess material, for example, when you come to an asphalt road, you will be able to reverse over and the leveller will press and distribute the material out into the road.



Turning radius

The GT-DK leveller can be hydraulically turned up to 244 degrees.



Top bar attachment

The top bar attachment has both 2 fixed holes and an elongated slot, where you can advantageously mount the top bar bolt when, for example, levelling roads, as the leveller can better follow the terrain and you achieve a better end result.



Blade ends

Reinforced ends on the blade of the leveller, which are also prepared for mounting the side flap and snow blade.



Blade cylinder

A strong blade cylinder with 45 mm stick ensures that the blade is kept stable. The cylinder is well protected on top of the boom.



Cylinder attachment

Heavy duty cylinder hinge in special steel provides stable operation and long life



Fitting for hydraulic offset adjustment

All newer GT-DK levellers are prepared for fitting hydraulic offset adjustment (item no. 2528).



Wearing steel mounted

Reversible wear steel is bolted on with 16 mm steel bolts grade 12.9.



Turntable

The heavy duty turntable on the blade is bolted together and has a replaceable PETP plastic wear disc and lubricating nipples to avoid the turntable wobbling.



Wheels

The leveller comes as standard with large wheels that are stepless adjustable via a spindle. The wheels can turn 360 degrees, so you can reverse with the leveller without turning the blade.

Leveller GT-250HY · GT-275HY



Presentation

Fransgård's hydraulic (HY) levellers are used for efficient levelling of soil, clearing of snow and smoothing of roads. The leveller has been developed and designed according to know-how accumulated over many years of experience with mechanical levellers. The quality is high as the leveller is Made in Denmark at our own factory in Farsø.

Flexible and strong

The powerful hydraulic cylinder is well protected on top of the boom and ensures easy blade travel of up to 300°. The machine has mechanical offset adjustment of 55 cm to the right or left without using tools. The blade is prepared for the installation of wide support wheels that can be offset to create a sloping road surface, thereby diverting rainwater away. Side plates can be fitted on the right and left sides to hold the material, and a snow blade can be fitted on the right side to cut the edge diagonally so that the snow does not fall out behind the blade after driving.

Technical data:

Model:	GT-250HY	GT-275HY
Working width	250 cm	275 cm
Blade height	60 cm	60 cm
Offset adjustment, mechanical right/left	55 cm	55 cm
Hydraulic rotating blade	300°	300°
Hydraulic connectors	1 double	1 double
Reversible wear steel Hardox 500	Std.	Std.
Push/front mounting	Yes	Yes
Support wheels	Possible	Possible
Snow blade right	Possible	Possible
Side flap	Possible	Possible
3-point suspension	Cat I/II	Cat I/II
Weight	450 kg	475 kg
Tractor Performance	Max. 120 HP	Max. 120 HP

Valuable details



Blade, rear

Strong blade with reinforcements on the back. The lower reinforcement at the rear is designed so that you can reverse the leveller without turning the blade and you will be able to reverse over any excess material, for example, when you come to an asphalt road and the leveller will press and distribute the material across the road.



3-point suspension

The lift arms can be mounted in 2 different heights to fit most tractors. If the lifting arms are mounted in the lower hole on one side and the upper hole on the other side, the blade will have a horizontal cutting angle of approximately 7 degrees. The top bar attachment has both a fixed hole and an elongated slot, where the top bar bolt can usefully be mounted for, e.g., levelling roads. The blade will better follow the terrain and improve the end result.



Blade cylinder

A strong blade cylinder with 45 mm stick ensures that the blade is kept stable. The cylinder is well protected on top of the boom.



Blades

Reinforced ends on the blade of the leveller, which are also prepared for mounting the side flap and snow blade. Reversible wear steel bolts on with 16mm steel bolts grade 12.9.



Cylinder attachment

Heavy duty cylinder hinge in special steel provides stable operation and long life.



Locking bolt for offset adjustment

The leveller can be mechanically adjusted 55 cm to the right or left side. The locking bolt is operated without using tools.



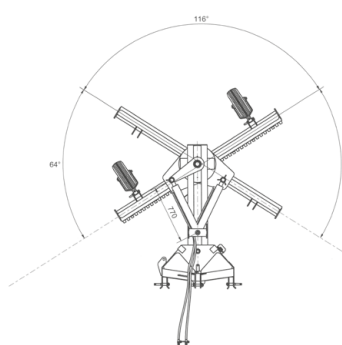
Pivot

The large pivot on the blade can be greased via lubrication nipples in the pivot plate on the boom.



Support legs

The support leg is easily lifted and secured in the holder during work, so you always have the support leg with you when you need to park the leveller again.



Turning radius

The GT-HY leveller can be hydraulically turned up to 244 degrees.

Leveller GT-250DKH · GT-275DKH · GT-300DKH



Presentation

The GT-250DKH/GT-275DKH/GT-300DKH levellers are the top models of Fransgård levellers. They have all the same great advantages as the GT-DK version. Here you get a leveller that always gets down into the road material and easily makes a road slope, so water easily runs off the road.

Details that enhance quality

GT-DKH sets a new standard in professional cutting. The icing on the cake is the 3-point suspension design, where the horizontal angle is set up to 20° to each side between boom and hitch, thereby not stressing the lift arms on the tractor. This reduces wear and thus costs. Mounting bracket for hydraulic cylinder and wear steel for the blade are made of Hardox 500. The back of the blade is designed to push excess material into the road by backing up the blade without turning it - a great advantage when approaching an asphalt road, for example.

Technical data:

Model:	GT-250DKH	GT-275DKH	GT-300DKH
Working width	250 cm	275 cm	300 cm
Blade height	70 cm	70 cm	70 cm
Hydraulic offset adjustment, right/left	55 cm	55 cm	60 cm
Hydraulic rotating blade	300°	300°	300°
Horizontal adjustment hydraulic	20°/20°	20°/20°	20°/20°
Hydraulic connectors	3 double	3 double	3 double
Reversible wear steel Hardox 500	Std.	Std.	Std.
Push/front mounting	Yes	Yes	Yes
Support wheels	Std.	Std.	Std.
Snow blade, right	Possible	Possible	Possible
Side flap	Possible	Possible	Possible
3-point suspension	Cat III	Cat III	Cat III,
Weight	940 kg	955 kg	975 kg
Tractor performance	Max. 150 HP	Max. 150 HP	Max. 150 HP

Valuable details



Hydraulic cylinder, horizontal

The 3-point suspension has a standard hydraulic cylinder for adjusting the horizontal cutting angle. You can set it up to 20 degrees both to the right and left side.



Degreemeter

The leveller is fitted with a degreemeter that is clearly visible from inside the tractor.



Turntable

The heavy duty turntable on the blade is bolted together and has a replaceable PETP plastic wear disc and lubricating nipples to avoid the turntable wobbling.



Wheels

The leveller comes as standard with large wheels that are stepless adjustable via a spindle. The wheel can turn 360 degrees, so you can reverse with the leveller without turning the blade.



Blade cylinder

A strong blade cylinder with 45 mm stick ensures that the blade is kept stable. The cylinder is well protected on top of the boom.



Cylinder attachment

Heavy duty cylinder hinge in special steel provides stable operation and long life.



3-point cat III

3-point suspension is standard Cat. III.



3-point rear

The 3-point suspension has a guide bolt at the rear with a hardened bush that can be greased.



Hydraulic hose holder

The leveller is fitted with a holder for the hydraulic hoses as standard.



GT-DKH level indicator

The leveller is fitted with a level indicator that is clearly visible from inside the tractor.

Leveller GT-250HNZ · GT-275HNZ



Presentation

Fransgård's hydraulic GT-250HNZ/GT-275HNZ levellers are used for efficient levelling of soil, clearing of snow and smoothing roads especially in very hilly landscapes and where often only smaller tractors (max. 120 hp.) can be used. The construction is built lighter than our DKH models, but it comes with many of the same features.

Many settings and options

The machine is manufactured with a high basic weight, partly via the heavily manufactured blade with a 75 mm connecting axle. The blade is hydraulically rotatable up to 230° as standard and can be mechanically tilted 55 cm either to the right or left. The three-point suspension is standard mechanical with the possibility to adjust the horizontal cutting angle by +/- 20°. A hydraulic suspension can be purchased, further increasing flexibility. Interchangeable levelling plates are fitted as standard.

Technical data:

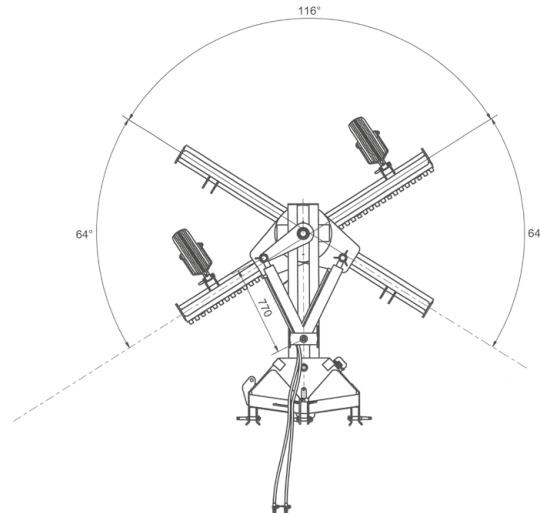
Model:	GT-250HNZ	GT-275HNZ
Working width	250 cm	275 cm
Blade height	60 cm	60 cm
Mechanical offset adjustment, right/left	55 cm	55 cm
Hydraulic rotating blade	230°	230°
Hydraulic connectors	1 double	1 double
Reversible wear steel Hardox 500	Std.	Std.
Push/front mounting	Yes	Yes
Support wheels	Possible	Possible
Snow blade right	Possible	Possible
Side flap	Possible	Possible
3-point suspension	Cat II	Cat II
Weight	545 kg	575 kg
Tractor Performance	Max. 120 HP	Max. 120 HP

Valuable details



GT-HNZ Balde, rear

Strong blade with reinforcements at the rear. The lower reinforcement at the rear is designed so that you can reverse with the leveller without turning the blade, and any excess material, for example, when you come to an asphalt road, you will be able to reverse over and the leveller will press and distribute the material out into the road.



GT-HNZ Turning radius

The GT-HY leveller can be hydraulically turned up to 244 degrees.



GT-HNZ top bar attachment

The top bar attachment has both a fixed hole and an elongated slot, where the top bar bolt can usefully be mounted for, e.g., when levelling roads. This way, the leveller will better follow the terrain and a better end result is achieved.



GT-HNZ Blade end

Reinforced ends on the blade of the leveller, which are also prepared for mounting the side flap and snow blade. Reversible wear steel bolts on with 16mm steel bolts grade 12.9.



GT-HNZ Bracket for Hydraulic offset adjustment

All GT-HNZ levellers are prepared for mounting hydraulic offset adjustment (item no. 2528).



GT-HNZ Bolt for manual offset adjustment

The leveller can be mechanically adjusted 55 cm to the right or left side. The locking bolt is mounted with a tractor split. All locking bolts are galvanised.



GT-HNZ manual adjustment horizontal

The horizontal cutting angle can be adjusted in 5 positions as standard; up to 17 degrees to each side, without the use of tools. A hydraulic cylinder (item no. 2515) can be fitted as an optional extra.



GT-HNZ Pivot

The large pivot on the blade can be greased via lubrication nipples in the pivot plate on the boom.



GT-HNZ Blade cylinder

A strong blade cylinder with 45 mm stick ensures that the blade is kept stable. The cylinder is well protected on top of the boom.



Wearing steel all

The leveller is fitted as standard with reversible smooth/toothed wear steel. You can have your leveller delivered with a smooth or toothed wear steel at no extra cost if this is specified when ordering the leveller. The leveller can also be fitted later with one of the other types of wear steel.

Leveller GT-300AUS



Presentation

The towed model has the same unique and proven construction as the GT-DKH version. The construction provides a very smooth working process and good possibilities to make a slope on the road so that rainwater always runs away from the road.

Extra long and wide machine

The GT-300AUS sets new standards for professional levellers with its long distance of 5.4 m between the eye hook and the large rear wheels. The machine has horizontal adjustment of the blade up to 20° to each side and the option of hydraulic offset adjustment (optional extra) to both sides, so the tractor can stay on the road. As an optional extra, the blade can be extended by 25 cm on each side, making a total width of 350 cm.

Technical data:

Model:	GT-300AUS
Working width:	300 cm
Blade height:	70 cm
Total length	5.9 m
Offset adjustment, mechanical right/left:	60 cm
Hydraulic oscillation of the blade:	60°
Hydraulic horizontal adjustment:	20°/20°
Hydraulic connectors	3 double
Wear steel in Hardox 500:	Standard
Wheels	Standard
Snow blade, right:	Possible
Side plates:	Possible
Weight:	1270 kg
Side plates:	Possible
Weight:	1270 kg
Tractor performance	Max. 180 HP

Valuable details



GT-AUS Cylinder for horizontal

As standard, the wheel suspension has a hydraulic cylinder for adjusting the horizontal cutting angle. You can set it up to 20 degrees both to the right and left side.



GT-AUS Blade, rear

Strong blade with reinforcements both at the top and at the back of the blade. The lower reinforcement at the rear is designed so that you can reverse with the leveller without turning the blade, and you will be able to reverse over any excess material that the leveller will press and distribute into the road, for example, when you come to an asphalt road.



GT-AUS cylinder for wheels

Hydraulic cylinder for height adjustment of the wheels provides stepless adjustment and quick changeover for transport.



GT-AUS Turntable

The heavy duty turntable on the blade is bolted together and has a replaceable PETP plastic wear disc and lubricating nipples to avoid the turntable wobbling.



GT-AUS Head bolt wheel bracket

The wheel axle of the GT-AUS rotates around a strong special steel head axle.



GT-AUS Blade cylinder

A strong blade cylinder with 45 mm stick ensures that the blade is kept stable. The cylinder is well protected on top of the boom.



GT-AUS as GT-DK

The towbar and wheel set can be removed and the leveller can be used as a 3-point suspension attachment. The wheel set is an optional extra, item no. 26622 complete.



GT-AUS degreemeter

The leveller is fitted with a degreemeter, which is clearly visible from inside the tractor.



GT-AUS Towbar mounted

The towbar on the GT-AUS is fitted with lifting bolts for quick removal.



GT-AUS End blade

Reinforced ends on the blade of the leveller, which are also prepared for mounting the side flap, snow blade and blade extension kit.

Leveller GT-210T · GT-250T



Presentation

Fransgård's GT-210T and GT-250T mechanical levellers are built to a high quality in our own factory in Denmark. The design is made specifically for easy and quick mounting on all types of forklifts. It is suitable for scraping soil, clearing snow and levelling roads and car parks.

Technical refinements increase utility value

The leveller is adjustable 244° in 10 positions. The adjustment is done without using tools. The cutting edge is prepared for mounting wide support wheels that can be offset.

Side plates can be fitted - on both the right and left sides - to hold the material, and a snow blade on the right side to cut the edge diagonally so snow doesn't fall out behind the blade after driving.

All features that give a good result.

Technical data:

Model:	GT-210T	GT-250T
Working width	2.10 m	2.50 m
Blade height	60 cm	60 cm
Wear steel	Optional straight/serrated, straight/straight or serrated/serrated	Optional straight/serrated, straight/straight or serrated/serrated
Support wheels	Possible	Possible
Pivoting blade	244°	244°
Vertical adjustment	1 pos.	1 pos.
Mounting	Pallet forks on forklift trucks	Pallet forks on forklift trucks
Weight	255 kg	285 kg
Working width	2.10 m	2.50 m
Tractor performance	Max. 120 HP	Max. 120 HP

Valuable details



Blade rear

Strong blade with reinforcements at the rear. The lower rear reinforcement is designed so that you can reverse with the leveller without turning the blade over any excess material, for example, when you come to an asphalt road and the material will be pressed and distributed across the road.



Fork suspension

The wide-gauge fork suspension with a glued edge band fits most forks



Pivot

The pivot on the blade has 10 settings and the blade can rotate 360 degrees.

Prepared for wheels

The leveller is prepared for the installation of wheel sets item no. 2512 or 2513.

RIP models



Leveller with a particularly powerful ripper

Fransgård's RIP models are designed from the factory to fit extra large rippers. The extra-large rippers are suitable for particularly hard-packed road material, where you want to be able to get more loose material to level the road.

The rippers can be tilted up and fastened, allowing the machine to operate as a standard model when the surface is loose enough. Therefore, an RIP model is more flexible than a standard model. The rippers can be ordered for the GT-DK, GT-DKH and GT-AUS models. They cannot be retrofitted and must therefore be ordered as an RIP model when placing the order.



Optional extras - photo gallery



2511



2530



2545



2512



2532



2546



2513



2533



2549



2515



2539



2550



2527



2542



26622 Komplet



2528



2543



2529



2544

Optional extras - overview

Item No.	Item and description	GT	GT-HY	GT-DK	GT-DKH	GT-HNZ	GT-AUS
2511	Towing shoes help prevent the cutting edge from going too deep during work. Made of Hardox 500 steel	●	●	X	X	●	X
2512	Wheel set with wheel width 15 x 600, adjustable up and down via 2 bolts with a ring split.	●	●	X	X	●	X
2513	Wheel set with wheel width 15 x 600, stepless height adjustment via spindle. The wheels can turn 360 degrees, so you can reverse with the leveller without turning the blade. The wide rear wheel spacing makes for a smoother operation	●	●	X	X	●	X
2515	Hydraulisk cylinder til indstilling af den vandrette skærevinklen. Kan indstilles op til 17 grader til hver side.	X	X	X	X	●	X
2517	Rubber blade 210 cm (200 high) for mounting on all levellers. The rubber blade is mounted behind the existing wear steel, which acts as a backstop on the rubber blade, it should be mounted 2-3 cm lower than the wear steel and can be continuously moved downwards as it wears down. You drill the holes in the rubber blade yourself and mount it with the bolts provided.	●	X	X	X	X	X
2518	Rubber blade 250 cm (200 high) for mounting on all levellers. *	●	●	●	●	●	X
2519	Rubber blade 300 cm (200 high) for mounting on all levellers. *	X	X	●	●	X	●
2520	Rubber blade 275 cm (200 high) for mounting on all levellers. *	X	●	●	●	●	X
2528	Hydraulic offset adjustment can shift the blade up to 55 cm to the right or left side, so you don't have to drive with the tractor wheel in the ditch, for example. The hydraulic cylinder allows the blade to have offset adjustment exactly to the required distance if space is at a premium.	X	●	●	●	●	●
2529	3-point suspension is standard cat. III - when ordering item no. 2529, the suspension will be with cat. II/III. This option cannot be retrofitted and must therefore be ordered together with the leveller.	X	X	X	●	X	X
2530	Side flap (right/left) to hold the material. Can be mounted on both the right and left side. All Fransgård's newer levellers are ready for mounting side flaps that are easily mounted with the 3 bolts provided.	X	X	●	●	X	●
2532	Hydraulic cylinder for adjusting the right wheel - requires 1 double acting hydraulic connector.	X	X	●	●	X	X
2533	Side flap (right/left) to hold the material. Can be mounted on both the right and left side. Mount with the 3 bolts provided.	●	●	X	X	●	X
2539	EL-Hydraulic control of the hydraulics of the leveller with 4 functions. The control requires 12 volts and 1 double acting hydraulic connector.	X	X	X	X	X	●
2542	Electro-hydraulic valve block with 3 connectors EL-Hydraulic control of the hydraulics on the leveller. The control requires 12 volts and 1 double acting hydraulic connector.	X	X	X	●	X	X
2543	Shock valve with an accumulator for mounting on the blade cylinder of all Fransgård hydraulic levellers.	X	●	●	●	●	●
2544	Shock valve for mounting on the blade cylinder of all Fransgård hydraulic levellers. The shock valve will relieve the cylinder and the leveller when hitting objects and minor impacts, in both the right and left side of the blade. Supplied as a complete set with assembly instructions.	X	●	●	●	●	●
2545	Snow blade for the right side , cut the snow edge diagonally so that it does not collapse and fall behind the tractor where you have just driven. Mount with the 3 bolts provided.	●	●	X	X	●	X
2546	Snow blade for the right side , cut the snow edge diagonally so that it does not collapse and fall behind the tractor where you have just driven. Mount with the 3 bolts provided.	X	X	●	●	X	●
2549	Adjustable side flap with mechanical adjustment so the side plate is always perpendicular to the direction of travel. The side flap has adjustable wear steel.	X	X	●	●	X	●
2550	2 x 25 cm extension set for the blade incl. wear steel. It is bolted to the blade, after which the total width of the blade is 350 cm.	X	X	●	●	X	●
26622 complete	Wheel set complete with spindle and rotatable 360 degrees. Can be fitted if you want to use the leveller as a 3-point suspension solution.	X	X	X	X	X	●

Efficient road maintenance and clearing machinery



 Made in Denmark

Dealer:

Manufacturer:

Fransgård Maskinfabrik A/S
Fredbjergvej 132 · DK-9640 Farso
T: +45 98 63 21 22
www.fransgard.dk

 **Fransgård**