

G1100 G1200

STANDARD / TELE



COMPACT DESIGN
BIG PERFORMANCE

EN



GIANT[®]
BY TOBROCO

WWW.TOBROCO-GIANT.COM



G1100 / G1200

STANDARD / TELE



DISTINCTIVE POWER

In addition to a lot of new product developments the constant optimising of the existing product portfolio according to customer's demands is the top priority for TOBROCO-GIANT. For this reason the four smallest models, the G1100 and G1200 and their tele-versions, have been constantly optimised in recent years. Also, there are now a lot of extra options available for these machines.

The G1100 and G1200 models are compactly designed while offering impressive performance. TOBROCO-GIANT has developed these models entirely in-house and only works with the best components delivered by suppliers such as Kubota, Bosch Rexroth, Poclair and Hydac.

TYPES	G1100	G1100 TELE	G1200	G1200 TELE
Service weight ¹	1.100 kg	1.200 kg	1.100 kg	1.200 kg
Lifting capacity	1.100 kg	750 kg	1.100 kg	750 kg
Tipping load	920 kg	See graph (page 11)	920 kg	See graph (page 11)
Lifting height	2.170 mm	2.820 mm	2.170 mm	2.820 mm
Length without bucket	2.200 mm	2.240 mm	2.200 mm	2.240 mm
Width	920 mm	920 mm	920 mm	920 mm
Machine height	2.060 mm	2.060 mm	2.060 mm	2.060 mm

¹ Measured with standard version and earthbucket.

STRONG CHARACTERISTICS



- 1. WORKING COMFORTABLY** - A spacious and comfortable working environment.
- 2. WORK SAFELY** - The safety roof is ROPS/FOPS certified on international standard.
- 3. EASY SERVICE** - Maintenance on the G1100 and G1200 is easy to perform because the maintenance points are easy to access.
- 4. POWERFUL PERFORMANCE** - The GIANT machines are known for their high tipping loads compared to their low weight.
- 5. COMPACT DESIGN** - The compact design of the G1100 and G1200 makes it possible to work in tight spaces.
- 6. MANEUVERABILITY AND STABILITY** - Machines are equipped with an articulated pendulum system and mechanical stabilizer as a standard. The oscillating articulation ensures extreme maneuverability and, as an option, a mechanical stabilizer provides extra stability.
- 7. PRODUCTIVITY** - Due to the hydrostatic 4-wheel drive with automotive control by means of 4 heavy Poclair wheel motors.
- 8. HYDRAULIC POSSIBILITIES** - The standard version with double-acting function at the front (mechanically operated) can easily be expanded with additional hydraulic functions and a tandem pump.
- 9. SPEED** - 0-15 km/h, higher driving speed up to 19 km/h
- 10. CHOOSE THE MACHINE FOR YOUR WORK** - Depending on your needs and working conditions you can either choose the standard or TELE version with corresponding options.

TOP PERFORMANCE



SMALL WEIGHT – GREAT FLEXIBILITY

With a service weight of only 1.100 kg for the G1100 and G1200 and 1.200 kg for the G1100 TELE and G1200 TELE the compact machines are easily and quickly transported on a common car trailer from one working site to the next. The attachments, which play their role in the incredible versatility of the machine, can be put on the trailer as well with no trouble at all. All the same the smallest GIANTS really live up to their name 'Giant Ant', because they are able to lift almost their own weight.

STRONG WHEEL ENGINES

The small powerhouses are driven by four strong Poclair wheel engines, which provide surprisingly high push and pull forces and are known to be really low maintenance. Due to the hydrostatic four wheel drive with automotive control the wheel loaders show very comfortable driving characteristics, the electrically controlled slip differential makes sure that all four wheels stay safely on the ground all the time. To change between forward and backward gear is made very easy by an electrical switch.

“The GIANT G1200 TELE has revolutionized the way we work together, it’s just the two of us.” - Will Steinert, Steinert Tree Care



COMPACT DESIGN



HIGH PERFORMANCE

The machines offer comfort and high performance when performing different work in various sectors due to the many options available. Compared to their operating weight, the machines lift a lot, while their low weight allows them to work without damaging the underground.

It is also possible to opt for HD drive, which provides more pulling power, or a higher driving speed of up to 19 km/h.

The G1100 & G1200 models are designed to operate in confined spaces and on rough terrain. Depending on the tire choice, the machines have a width between 87.5 and 122 centimeters. The clearance height of the machines is 206 centimeters. Narrow and low passages are therefore no problem and the machines can also be used indoors.

“We use this amazing mini-loader to move larger pieces of wood, so that we can work as efficiently as possible. It’s really designed greatly, because it won’t damage your lawn even on the most humid days.”

- Ash and Oak Arborists, New Zealand

SAFETY AND COMFORT



The machines are standard equipped with a ROPS/FOPS safety roof including safety doors. The driver environment of the G1100 and G1200 is designed for optimum ease of use. The steering column is adjustable in depth and equipped with a dashboard where all necessary information can be easily found. The luxurious chair with back extension is easy to adjust for a good posture. While using the multi-function joystick, the operator can rest his arm on an ergonomically shaped armrest. Important buttons are within easy reach on and next to the joystick.



360° all round visibility from the cabin

The G1100 and G1200 models have been rigorously tested for security by an independent institution and internationally certified for ROPS/FOPS protection. The operator's central position and the use of narrow stiles and a skylight provide 360-degree visibility all around and on the attachment. This ensures that work can be performed efficiently and accurately.



ELECTRONIC CONTROL

Information regarding engine temperature and other indicators can be checked via the dashboard so that the driver can always see these important data during work.

ATTACHMENTS

500+ attachments

Our attachments are developed entirely in-house so that they deliver the best results when working on our machines. TOBROCO-GIANT offers more than 500 different attachments so your machine can be used all year long. By choosing the right attachment it is possible to adjust your GIANT to working conditions for agricultural purposes, construction, material handling, private use and many other areas of application. Get every job done with just one machine!



HYDRAULIC QUICK COUPLER

The G1100 and G1200 models can optionally be equipped with a hydraulic quick coupler system. This makes it possible to safely change attachments within seconds.

MOUNTING SYSTEMS

TOBROCO-GIANT offers a wide range of mounting systems, enabling you to use the attachments that you already have.



SECTORS

One machine for every job



SPECIFICATIONS

TECHNICAL DATA

TYPE	G1100	G1200	G1100 TELE	G1200 TELE
Service weight ¹	1.100 kg	1.100 kg	1.100 kg	1.100 kg
Lifting capacity	1.100 kg	1.100 kg	750 kg	750 kg
Tipping load ²	1.000 kg	1.000 kg	See graph	See graph

DIMENSIONS AND SPEED

Lifting height ²	2.170 mm	2.170 mm	2.820 mm	2.820 mm
Length without bucket	2.200 mm	2.200 mm	2.240 mm	2.240 mm
Machine height ³	2.060 mm		2.060 mm	
Width on standard tyres	920 mm		920 mm	
Standard tyres	23x8.50-12 AS		23x8.50-12 AS	
Travel speed	0-15 km/h		0-15 km/h	

ENGINE	Kubota D722 (Stage V)	Kubota D902 (Stage V)	Kubota D722 (Stage V)	Kubota D902 (Stage V)
Cylinders	3	3	3	3
Engine power	20 HP / 15 kW	25 HP / 17,5 kW	20 HP / 15 kW	25 HP / 17,5 kW
Type	Diesel		Diesel	
Fuel tank capacity	45 l		46 l	
Oil capacity	52 l		48 l	

POWERTRAIN

Type	Hydrostatic 4 wheel drive		Hydrostatic 4 wheel drive	
Transmission	Automotive control		Automotive control	
Control	Drive back- and forward through electrical switch		Drive back- and forward through electrical switch	
Differential lock	Electric controlled slip differential		Electric controlled slip differential	
Final drive	4 heavy Poclain wheel engines		4 heavy Poclain wheel engines	
Driving hydraulics	65 ltr/min (350 bar)		65 ltr/min (350 bar)	
Working hydraulics	28 ltr/min (150 bar)		28 ltr/min (150 bar)	
Parking brake	Hydraulic multidisk brake		Hydraulic multidisk brake	

STANDARD MACHINE FEATURES

TYPE	G1100	G1200	G1100 TELE	G1200 TELE
GIANT Compact mechanical quick change system	Std	Std	Std	Std
ROPS/FOPS safety roof incl. safety doors (L+R)	Std	Std	Std	Std
Luxury seat incl. safetybelt, armrest and extended backrest	Std	Std	Std	Std
Extension and retraction of the lifting arm, mechanical controlled by lever next to the joystick	/	/	Std	Std
Parallel guidance on lifting arm (by compensating cylinder)	/	/	Std	Std
1x Double acting hydraulic function on lifting arm, mechanical	Std	Std	Std	Std
Floating position on lifting cylinder(s)	Std	Std	Std	Std
Main switch	Std	Std	Std	Std
Tow coupling	Std	Std	Std	Std
Oil cooler	Std	Std	Std	Std
Lifting eyes	Std	Std	Std	Std

¹ Measured with earthbucket

² Measured with hinge point in straight position on standard tyres

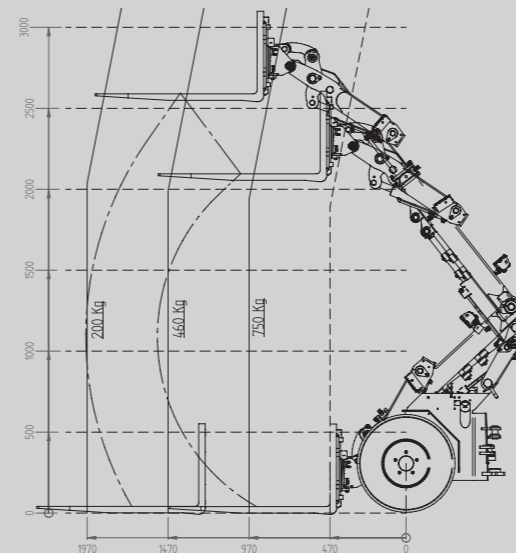
³ Measured on standard tyres with safety roof

MEASUREMENTS

	UNIT	G1100 G1200	G1100 TELE G1200 TELE
A Wheelbase	mm	1.205	1.247
B Total length	mm	2.211	2.265
C Length with bucket	mm	2.911	2.927
D Length 3 point hitch	mm	-	-
E 3 point hitch in lowest position	mm	-	-
F 3 point hitch in highest position	mm	-	-
G Seat height	mm	1.020	1.020
H Max. height with safety roof	mm	2.060	2.060
I Max. height with cabin	mm	-	-
J Height front frame	mm	1.380	1.310
K Max. dumping height	mm	1.408	2.060
L Lifting height	mm	2.170	2.740
M Height with bucket	mm	2.976	3.300
N Rollback angle on the ground	degrees	43	43
O Rollback angle at max. lift height	degrees	45	50
P Max. dumping angle	degrees	46	40
Q Max. loading angle	degrees	34	34
R Outer size of tyres	ø mm	570	570
1A Maximum radius external	mm	2.225	2.225
1B Turning radius on outer edge	mm	1.967	1.967
1C Inner turning radius	mm	978	978
1D Width on standard tyres	mm	920	920

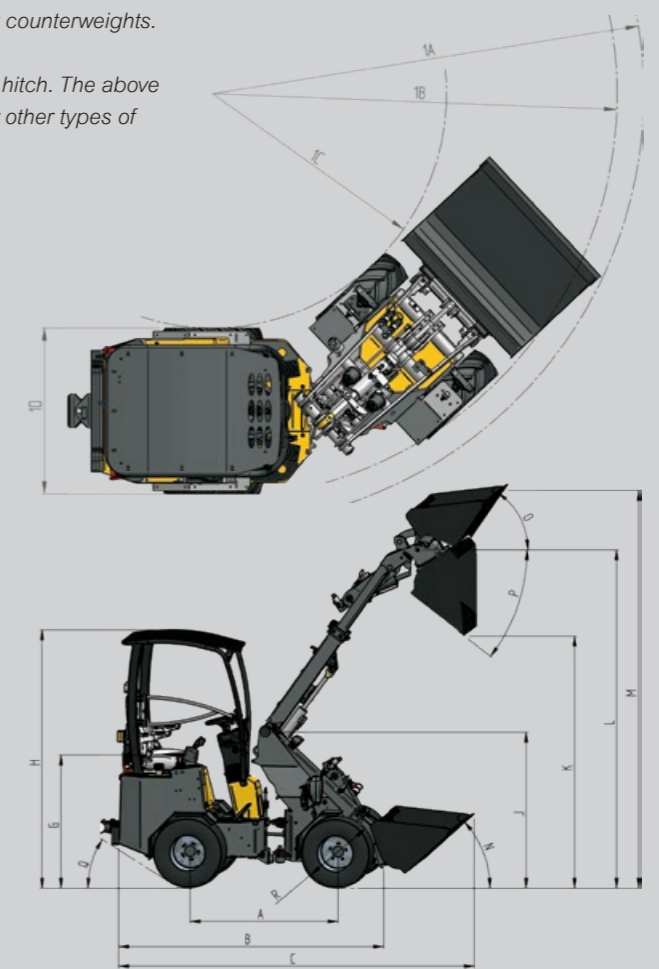
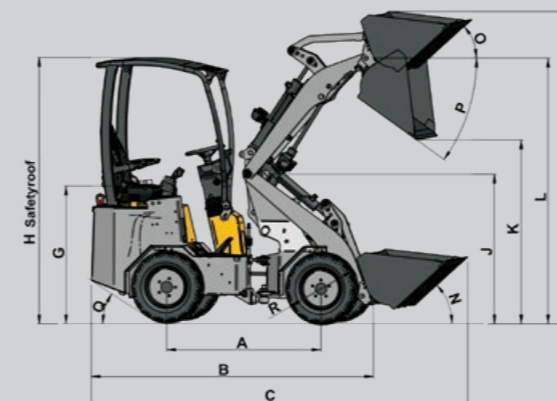
TIPPING LOADS

	G1100	G1200
S	920 kg	920 kg
T	825 kg	825 kg
U	590 kg	590 kg
V	435 kg	435 kg
W	1.345 kg	1.345 kg
X	850 kg	840 kg
Y	575 kg	575 kg



Tipping load = without counterweights.

Measured with GIANT hitch. The above values may deviate for other types of hitches.



AVAILABLE OPTIONS

	G1100	G1100 TELE	G1200	G1200 TELE
SAFETY ROOF				
Side mirrors (L+R)	0	0	0	0
HYDRAULIC CONNECTIONS ON LIFTING ARM				
1: 2x double acting function (incl. standard function), mechanically controlled		0		0
2: Extension and retraction on the lifting arm elect. controlled in joystick by 2 push buttons		0		0
3: Combination of hydraulic possibility 1 + hydraulic possibility 2		0		0
4: 2x double acting hydraulic functions, 1x mechanically controlled and 1x electric/hydraulic controlled in joystick		0		0
5: Combination of hydraulic possibility 2 + hydraulic possibility 4		0		0
Transport securing device	0	0	0	0
Hose rupture protection on lift and top cylinder (floating position not possible)	0	0	0	0
Hose rupture protection on lift and top cylinder + floating position + transport securing device	0	0	0	0
1x extra double acting hydraulic function, mechanical	0		0	
1x extra double acting hydraulic function, electric/hydraulic in joystick	0		0	
Single-side or double-side hydraulic hold on additional function	0	0	0	0
Electrically switchable tandem pump, max. 28 ltr/min or 39 ltr/min	0	0	0	0
Leak oil connection	0	0	0	0
Free hydraulic return	0	0	0	0
HYDRAULIC CONNECTIONS AT THE BACK OF THE MACHINE				
1x extra double acting hydraulic function, mechanical	0	0	0	0
1x extra double acting hydraulic function, electric/hydraulic in joystick	0	0	0	0
Single-side or double-side hydraulic hold on additional function	0	0	0	0
Leak oil connection	0	0	0	0
Free hydraulic return	0	0	0	0
ELECTRICAL/LIGHTING				
Switched 12 Volt socket, 3-pin (max. 2)	0	0	0	0
13-pin trailer socket to the back (only in combination with traffic lights)	0	0	0	0
Additional working light (halogen or LED) to the front	0	0	0	0
Additional working light (halogen or LED) to the front of safety roof (max. 2)	0	0	0	0
Additional working light (halogen or LED) behind the seat (max. 2)	0	0	0	0
Flashing/warning light (halogen or LED) on safety roof (max. 2)	0	0	0	0
2x flashers (LED) front + 2x flashers (LED) rear	0	0	0	0
Traffic lights (halogen)	0	0	0	0
License plate holder with illumination (only in combination with traffic lights)	0	0	0	0
OTHER OPTIONS				
Machine sprayed in RAL company colours	0	0	0	0
HD driving mechanism			0	0
Higher driving speed (up to 19 km/h)			0	0
Hand throttle	0	0	0	0
Hand inching	0	0	0	0
Back-up alarm (acoustic)	0	0	0	0
Jump start	0	0	0	0
Mudguard wideners	0	0	0	0
Narrowed mudguards	0	0	0	0
Towing hook	0	0	0	0
Combination towing hook (towing hook + tow ball)	0	0	0	0
Counterweight (70 kg) at the back	0	0	0	0
GIANT COMPACT hitch (hydraulic locking)	0	0	0	0
GIANT STANDARD hitch (hydraulic locking)	0	0	0	0
Different hitch	0	0	0	0
Boom suspension	0	0	0	0
Parallel indicator on tilt cylinder	0	0	0	0
Engine heater (Coolant), 110V or 220V	0	0	0	0
Documentbox	0	0	0	0
Panolin HLP Synth 46 biodegradable hydraulic fluid	0	0	0	0
Road specification (ask your dealer for details)	0	0	0	0

MAINTENANCE & SERVICE

MAINTENANCE



Performing maintenance to the G1100 and G1200 is no problem at all because the service points are easy to reach. Filters, hydraulic system and engine can be freely accessed via the easy-to-open bonnet, tilting cab or other service panels. This ensures that daily checks and maintenance can be carried out quickly and in a safe manner.

GENUINE GIANT PARTS



The usage of genuine GIANT parts ensures reliable, efficient and safe operation of your machine. We only use the best quality components and test them severely before we introduce a new model. All these parts are vital for the best possible performance and minimising downtime. Keeping your GIANT 100% original saves money for the owner because of reduced maintenance costs and results in a higher resale value once the machine is resold.

SERVICE & SUPPORT



At TOBROCO-GIANT we offer support, service and high quality parts to protect the investment that you have made in GIANT machinery. Together with our dealers we are available to make sure that your machine performs in the best possible way. This increases your productivity and will result in an even better return on your investment.

TRAINING



At TOBROCO-GIANT we know all the details about our machines. That is why we offer an extensive training program to our dealers. Not only on the newest features or attachments, but also on how to service a machine to the highest standards.



Quality - Growth - Innovation - Integrity -
Customer Oriented - Enterprising

*“Developed in
The Netherlands, built for
the world”*



Within 25 years, TOBROCO-GIANT has grown into a global player in compact machines with one of the broadest portfolios in the industry. The wide range of implements ensures that all work can be carried out with one machine. This means that GIANT machines can be used all year round for all kinds of work.

In a modern factory in the Netherlands, machines and attachments are developed and produced in-house. By using the most modern technology, ensuring continuous innovation and applying the best components from Kubota, Bosch Rexroth and Comer, GIANT machines and attachments are produced with the greatest care and quality.

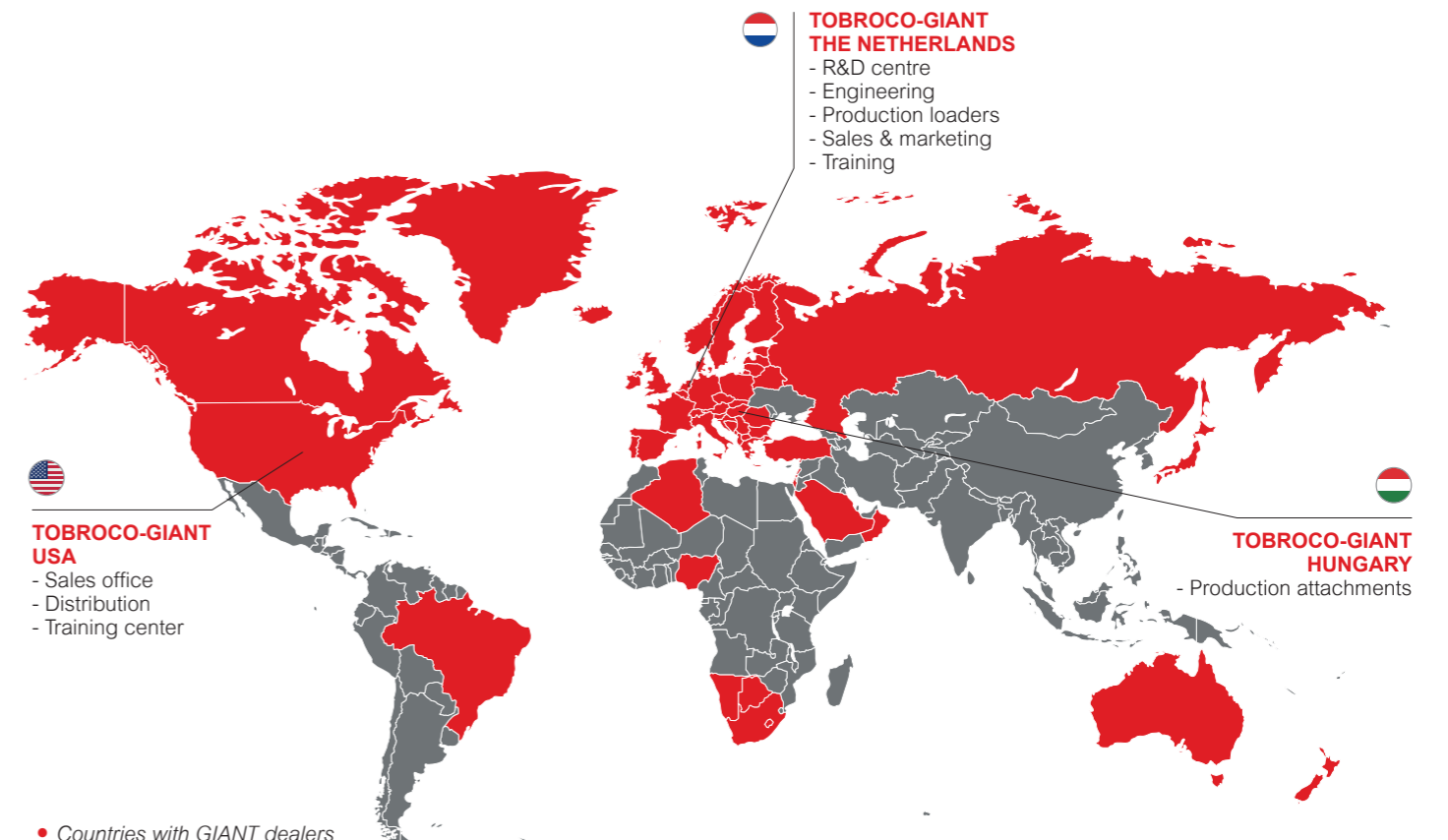
Every day, the team of more than 500 employees in the Netherlands, Hungary and America focuses with passion and enthusiasm on complete customer satisfaction.

THE FUTURE IS ELECTRIC

The demand for compact electrical equipment is an unstoppable trend. With Jungheinrich, TOBROCO-GIANT has found a global and reliable partner with expertise when it comes to developing electrical machines. Everything is aimed at developing an electric version of each GIANT along to the diesel version in the long term.

DEALER NETWORK

With a large network of dedicated dealers we like to be close to our customers to provide the machines, service and parts that you demand. All dealers are supported by a team of experts from the head office of TOBROCO-GIANT in Oisterwijk, The Netherlands.



ALL MODELS

TOBROCO-GIANT has been manufacturing high-quality GIANT machines and attachments since 1996 when we opened our first factory in The Netherlands. Today, TOBROCO-GIANT offers one of the broadest product portfolios in the business with 35 different models sold in 60 countries. In addition to machines with motors from 20 hp to 76 hp, TOBROCO-GIANT also supplies electrical machines and a complete line of compaction machines. TOBROCO-GIANT grows into a full-liner in compact and durable equipment.



SK212G
SK202D
SK252D



G1100 (TELE)
G1200 (TELE)



G1500 (X-TRA)



G2200E (X-TRA) 




G2300 (X-TRA) HD



G2500 (X-TRA) HD



G2700 (X-TRA) HD
G2700 (X-TRA) HD+
G2700E (X-TRA) 



G3500 (X-TRA / TELE)



G5000 (X-TRA / TELE)



GT5048




VIBRATORY PLATES
E-VIBRATORY PLATES 



VIBRATORY RAMMERS
E-VIBRATORY RAMMERS 



REVERSIBLE VIBRATORY PLATES
E-REVERSIBLE VIBRATORY PLATES 

 Electric



GIANT[®]
BY TOBROCO

TOBROCO-GIANT

Sprendlingenstraat 57, 5061 KM Oisterwijk (The Netherlands)

Tel.: +31 (0)13-5211212 | Fax: +31 (0)13-5234045

Internet: www.tobroco-giant.com | E-Mail: info@tobroco-giant.com

Artikelnummer en versienummer:
P00131112EN V122



CONNECT WITH US

All technical data in this brochure refer to under Central European operating conditions tested series models and describe the standard functions. Specifications and their modes of operation, as well as accessories, depend on the model and the options of the product, as well as country-specific regulations in the country of sale. Images may show non-listed or non-standard available products. The descriptions, illustrations, weights and technical data are not binding and are in accordance with the state of the art at the time of going to press. Changes in the design, equipment, optics and technology are due to the continuous development of its products without prior notice. Do you need special functions which are only available through the use of additional components and / or under special circumstances, please contact us! We will be happy to answer your questions and let you know whether and under what conditions regarding the product and the environmental conditions special functions are realizable. When doubts about the capacity or the performance of our products under special circumstances, we recommend to perform under controlled conditions. Testing activities despite the utmost care, we cannot rule out deviations from illustrations or dimensions, calculation errors, misprints or omissions in this brochure. We therefore accept no liability for the correctness and completeness of the information contained in this brochure. As part of our General Terms and Conditions, we guarantee the proper functioning of our products. Furthermore Linear guarantees we provide in principle. A further liability than outlined in our Terms and Conditions is excluded.

